



# KX512 Professional Speaker

2-way , 12"  
bass-reflex speaker

## Key Feature

- 12" woofer for high-power capacity
- 1" annular polymer diaphragm high frequency compression driver
- The enclosure is constructed of top quality birch and coated in black rugged finish
- 90°x 60°coverage rotatable horn for vertical or horizontal application
- Fashion looking with dustproof protective screen backed steel grille
- High precision and high quality crossover for optimal frequency response and performance in vocal range
- High frequency driver protected function prevent loud speaker from overload without interrupting the performance
- 18 M10 points for suspension makes maximum flexible of installation



## Specifications

System Type :	12" , 2-way, bass-reflex
Frequency Range <sup>1</sup> ( -10 dB ) :	45Hz—20KHz
Frequency Response <sup>1</sup> ( ±3 dB ) :	50Hz—20KHz
Sensitivity ( @ 1w / 1m ) :	98 dB
Nominal Impedance :	8 Ohms
Maximum SPL <sup>1</sup> :	124 dB continuous (130 dB SPL peak)
Power Rating ( Continuous <sup>2</sup> /Program/Peak ) :	400 W / 800 W / 1600 W
Coverage Pattern <sup>3</sup> ( H x V , Rotatable ) :	90° x 60°
LF Driver :	1 x 12"
HF Driver :	1 x 1"

## Dimension

Dimension ( H x W x D ) :	618 mm x 360 mm x 398 mm
Net Weight :	26 kg ( 57 lbs )
Input Connectors :	2 x Neutrik® Speakon® NL4MP
Suspension/Mounting :	Eighteen M10 Suspension Points

1. Calculated based on power rating and sensitivity

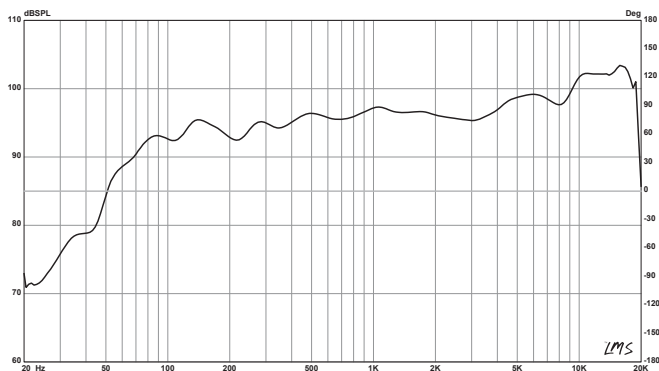
2. IEC Filtered Pink Noise with 6dB Crest Factor, 2 hours duration

3. 50Hz to 4kHz

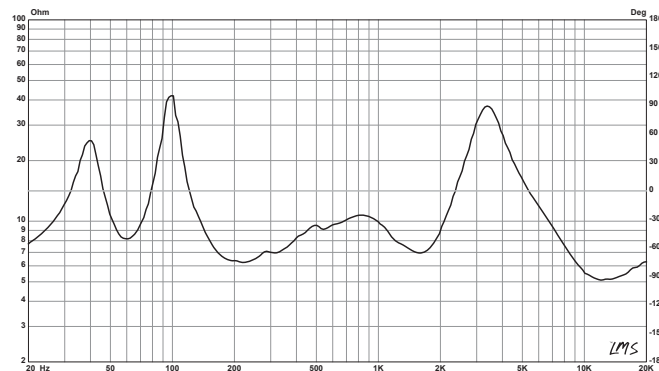
# KX512 Professional Speaker

2-way , 12",bass-reflex speaker

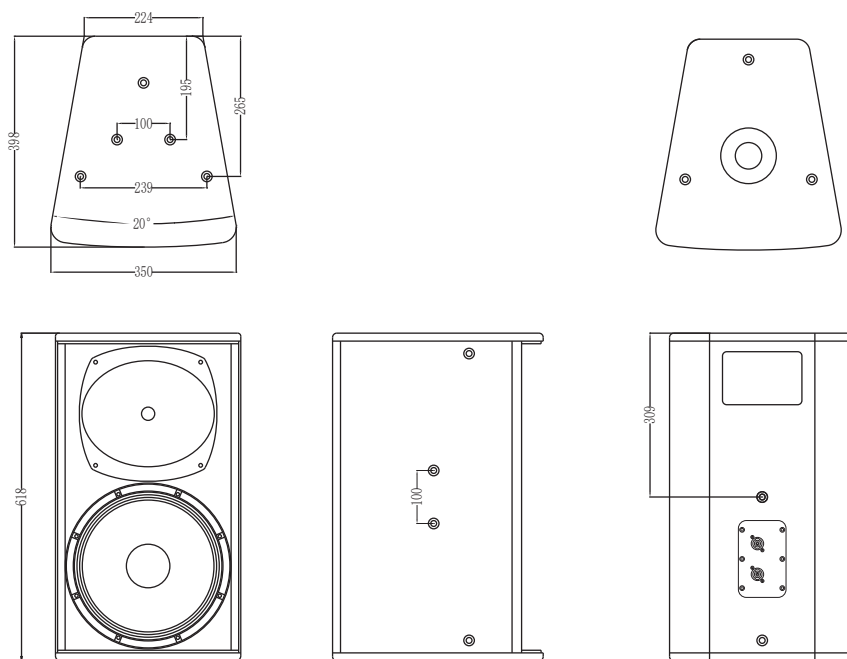
## Beamwidth



## Directivity Index



## Dimension



NO. ENNE 20190108 ver

ENNE Inc. (USA)  
650 N San Mateo Drive. San Mateo, California, USA  
CA 94401

ENNE Inc. (HK)  
香港九龍彌敦道345號宏利公積金大廈10樓1001-1003室  
Tel (852) 2301 1130  
Fax (852) 2301 1299

ENNE Inc. (CN)  
廣州市番禺區鐘村鎮鐘一村高沙工業區自編3號  
Tel (020) 8386 3459  
Fax (020) 8386 3550

